



## ESPECIFICACIONES TÉCNICAS

### TAQUILLAS MODULARES SERIE ECO

## Características

# 1

Fabricadas en chapa de acero laminado en frío, calidad DC01, según norma europea EN 10130 con un contenido en carbono inferior al 0.12%. Espesor de 0.6 mm.

Tratamiento previo al pintado de pasivado y desengrase con fosfatación amorfa.

Secado en horno a 180°C durante 15 minutos.

Pintadas con pintura Epoxi-poliéster en polvo mediante cabinas robotizadas.

Sistema de inicial y extensiones.

Sencillo montaje. Ampliable a voluntad. (Incluye tornillería).

### Laterales, techos, zócalos y separadores

Pintados en gris RAL 7035 Microtexturado. Espesor mínimo de 50 micras.

### Puertas

Pintadas en azul RAL 5010 Microtexturado o gris RAL 7035.

Microtexturado. Espesor mínimo de 50 micras.

Doble plegado perimetral.

Bordes sin aristas cortantes y bisagras ocultas.

Con tarjetero.

Con rosetas de ventilación en los modelos ECOV-ECOT-ECOM y ECOC.

Cerraduras de cilindro cromadas con dos llaves.

### Fondos, bandejas y colgador


Fabricados en acero galvanizado de calidad DX51D según norma EN-10346.

Bandeja-colgador para perchas en la serie ECOV.

Colgador para perchas en la serie ECOT.

El modelo AV-40 y AV-45 disponen de divisoria vertical.

El modelo ECOV-40 dispone de divisoria vertical galvanizada.





## ESPECIFICACIONES TÉCNICAS TAQUILLAS MODULARES SERIE ECO

### Colores

# 2



RAL 9010



RAL 9001



RAL 1017



RAL 1021



RAL 2004



RAL 4010




RAL 3017




RAL 3000



RAL 3005



RAL 4005



RAL 6029



RAL 6034



RAL 5015




RAL 5023




RAL 5010  
Estándar puerta




RAL 8025




RAL 7035  
Estándar taquilla




RAL 9006



RAL 7036



RAL 7016



RAL 9005

# ESPECIFICACIONES TÉCNICAS


## TAQUILLAS MODULARES SERIE ECO

### Opciones

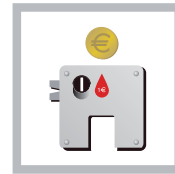
# 3



Pomo en poliamida



Pomo metálico




Monedero (moneda retornable)




Monedero + cajetín depósito



Cerradura de combinación 9520 y llave de emergencia



Cerradura electrónica de combinación de 4 dígitos Axis Keypad



Cerradura electrónica de combinación de 4 dígitos CUE



Cerradura electrónica de combinación de 4 dígitos ELOCK



Cerradura electrónica de combinación de 4 dígitos SOLA



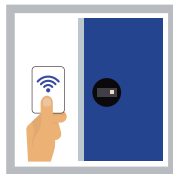
Cerradura electrónica de combinación de 4 dígitos TELEC




Cerradura de proximidad PROXI 2



Cerradura de proximidad Axis Mifare




Cerradura de proximidad Enkoa Mifare



Ranura buzón




Sobretecho inclinado




Altillo taquilla




Lateral embellecedor



Patas regulables PVC




Patas acero galvanizado




Zócalo inoxidable



Pintura antibacteriana



Espejo



Pulsera de nylon



Pulsera elástica



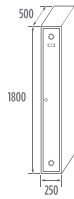
## ESPECIFICACIONES TÉCNICAS TAQUILLAS MODULARES SERIE ECO

### Combinaciones y medidas

# 4

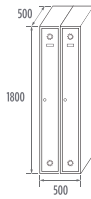
#### SERIE ECOV

**ECOV-25/1**  
COD. 82501



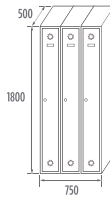
16,7Kg. - 0,22m<sup>3</sup>

**ECOV-25/2**  
COD. 82502



27,9Kg. - 0,45m<sup>3</sup>

**ECOV-25/3**  
COD. 82503



39,1Kg. - 0,67m<sup>3</sup>

**ECOV-25/4**  
COD. 82504



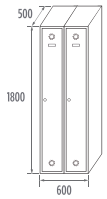
50,3Kg. - 0,9m<sup>3</sup>

**ECOV-30/1**  
COD. 83001



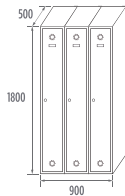
19Kg. - 0,27m<sup>3</sup>

**ECOV-30/2**  
COD. 83002



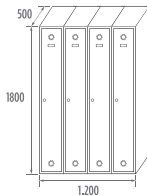
30,2Kg. - 0,54m<sup>3</sup>

**ECOV-30/3**  
COD. 83003




46Kg. - 0,81m<sup>3</sup>

**ECOV-30/4**  
COD. 83004



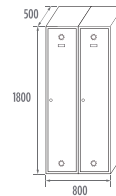
59,5Kg. - 1,08m<sup>3</sup>

**ECOV-40/1**  
COD. 84001



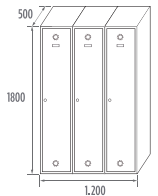
20,3Kg. - 0,36m<sup>3</sup>

**ECOV-40/2**  
COD. 84002



35,1Kg. - 0,72m<sup>3</sup>

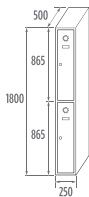
**ECOV-40/3**  
COD. 84003



49,9Kg. - 1,08m<sup>3</sup>

#### SERIE ECOT

**ECOT-25/1**  
COD. 82511



18,4Kg. - 0,22m<sup>3</sup>

**ECOT-25/2**  
COD. 82512



31,3Kg. - 0,45m<sup>3</sup>

**ECOT-25/3**  
COD. 82513



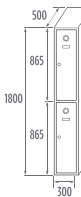
44,2Kg. - 0,67m<sup>3</sup>

**ECOT-25/4**  
COD. 82514



57,1Kg. - 0,9m<sup>3</sup>

**ECOT-30/1**  
COD. 83011



19,1Kg. - 0,27m<sup>3</sup>

**ECOT-30/2**  
COD. 83012



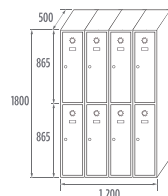
33,2Kg. - 0,54m<sup>3</sup>

**ECOT-30/3**  
COD. 83013



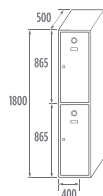
47,3Kg. - 0,81m<sup>3</sup>

**ECOT-30/4**  
COD. 83014



61,4Kg. - 1,08m<sup>3</sup>

**ECOT-40/1**  
COD. 84011



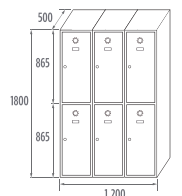
23Kg. - 0,36m<sup>3</sup>

**ECOT-40/2**  
COD. 84012



41Kg. - 0,72m<sup>3</sup>

**ECOT-40/3**  
COD. 84013



59Kg. - 1,08m<sup>3</sup>



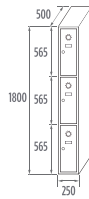
## ESPECIFICACIONES TÉCNICAS TAQUILLAS MODULARES SERIE ECO

### Combinaciones y medidas

# 4

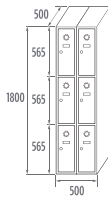
#### SERIE ECOM

**ECOM-25/1**  
COD. 82531



19,9Kg. - 0,22m<sup>3</sup>

**ECOM-25/2**  
COD. 82532



33,8Kg. - 0,45m<sup>3</sup>

**ECOM-25/3**  
COD. 82533



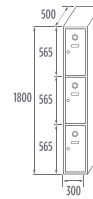
47,7Kg. - 0,67m<sup>3</sup>

**ECOM-25/4**  
COD. 82534



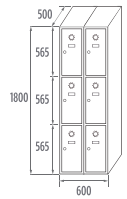
61,6Kg. - 0,9m<sup>3</sup>

**ECOM-30/1**  
COD. 83031



21,2Kg. - 0,27m<sup>3</sup>

**ECOM-30/2**  
COD. 83032



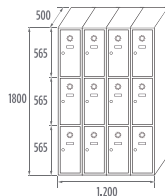
36,4Kg. - 0,54m<sup>3</sup>

**ECOM-30/3**  
COD. 83033



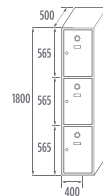
51,6Kg. - 0,81m<sup>3</sup>

**ECOM-30/4**  
COD. 83034



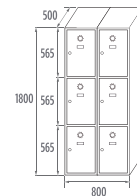
66,8Kg. - 1,08m<sup>3</sup>

**ECOM-40/1**  
COD. 84031



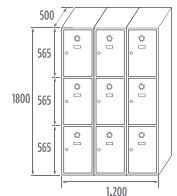
24,2Kg. - 0,36m<sup>3</sup>

**ECOM-40/2**  
COD. 84032



42,4Kg. - 0,72m<sup>3</sup>

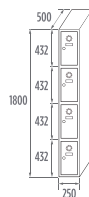
**ECOM-40/3**  
COD. 84033



60,6Kg. - 1,08m<sup>3</sup>

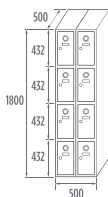
#### SERIE ECOC

**ECOC-25/1**  
COD. 82521



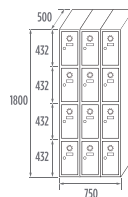
20,8Kg. - 0,22m<sup>3</sup>

**ECOC-25/2**  
COD. 82522



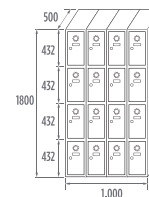
35,6Kg. - 0,45m<sup>3</sup>

**ECOC-25/3**  
COD. 82523



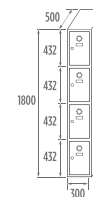
50,4Kg. - 0,67m<sup>3</sup>

**ECOC-25/4**  
COD. 82524



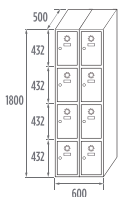
65,2Kg. - 0,9m<sup>3</sup>

**ECOC-30/1**  
COD. 83021



22,3Kg. - 0,27m<sup>3</sup>

**ECOC-30/2**  
COD. 83022



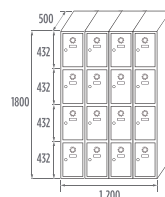
38,6Kg. - 0,54m<sup>3</sup>

**ECOC-30/3**  
COD. 83023



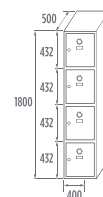
54,9Kg. - 0,81m<sup>3</sup>

**ECOC-30/4**  
COD. 83024



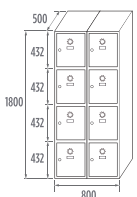
71,2Kg. - 1,08m<sup>3</sup>

**ECOC-40/1**  
COD. 84021



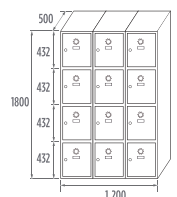
25,7Kg. - 0,36m<sup>3</sup>

**ECOC-40/2**  
COD. 84022



45,4Kg. - 0,72m<sup>3</sup>

**ECOC-40/3**  
COD. 84023



65,1Kg. - 1,08m<sup>3</sup>



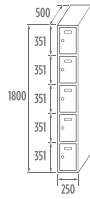
## ESPECIFICACIONES TÉCNICAS TAQUILLAS MODULARES SERIE ECO

### Combinaciones y medidas

# 4

#### SERIE ECOP

**ECOP-25/1**  
COD. 82621




21,7Kg. - 0,22m<sup>3</sup>

**ECOP-25/2**  
COD. 82622



38,4Kg. - 0,45m<sup>3</sup>

**ECOP-25/3**  
COD. 82623



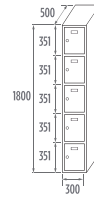
55,1Kg. - 0,67m<sup>3</sup>

**ECOP-25/4**  
COD. 82624



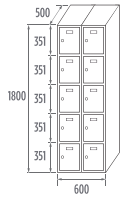
71,8Kg. - 0,9m<sup>3</sup>

**ECOP-30/1**  
COD. 83621



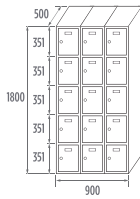
23,4Kg. - 0,27m<sup>3</sup>

**ECOP-30/2**  
COD. 83062



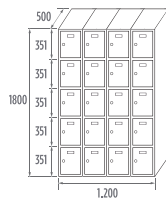
40,9Kg. - 0,54m<sup>3</sup>

**ECOP-30/3**  
COD. 83063



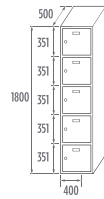
58,4Kg. - 0,81m<sup>3</sup>

**ECOP-30/4**  
COD. 83064



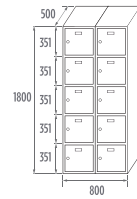
75,9Kg. - 1,08m<sup>3</sup>

**ECOP-40/1**  
COD. 84061



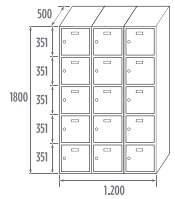
27,1Kg. - 0,36m<sup>3</sup>

**ECOP-40/2**  
COD. 84062



48,3Kg. - 0,72m<sup>3</sup>

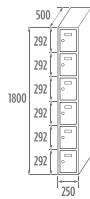
**ECOP-40/3**  
COD. 84063



69,5Kg. - 1,08m<sup>3</sup>

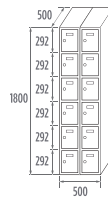
#### SERIE ECOB

**ECOB-25/1**  
COD. 82721



22,6Kg. - 0,22m<sup>3</sup>

**ECOB-25/2**  
COD. 82722




40,2Kg. - 0,45m<sup>3</sup>

**ECOB-25/3**  
COD. 82723



57,8Kg. - 0,67m<sup>3</sup>

**ECOB-25/4**  
COD. 82724



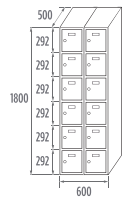
75,4Kg. - 0,9m<sup>3</sup>

**ECOB-30/1**  
COD. 83721



24,5Kg. - 0,27m<sup>3</sup>

**ECOB-30/2**  
COD. 83722



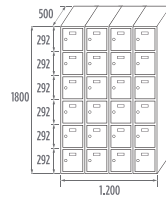
44Kg. - 0,54m<sup>3</sup>

**ECOB-30/3**  
COD. 83723



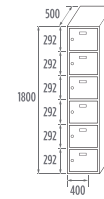
63,5Kg. - 0,81m<sup>3</sup>

**ECOB-30/4**  
COD. 83724



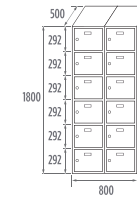
83Kg. - 1,08m<sup>3</sup>

**ECOB-40/1**  
COD. 84721



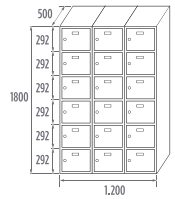
28,1Kg. - 0,36m<sup>3</sup>

**ECOB-40/2**  
COD. 84722



51,2Kg. - 0,72m<sup>3</sup>

**ECOB-40/3**  
COD. 84723



74,3Kg. - 1,08m<sup>3</sup>



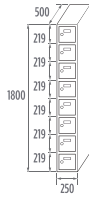
## ESPECIFICACIONES TÉCNICAS TAQUILLAS MODULARES SERIE ECO

### Combinaciones y medidas

# 4

#### SERIE ECOZ

**ECOZ-25/1**  
COD. 82581




24,4Kg. - 0,22m<sup>3</sup>

**ECOZ-25/2**  
COD. 82582



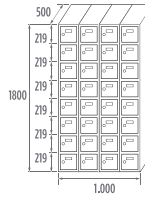
43,8Kg. - 0,45m<sup>3</sup>

**ECOZ-25/3**  
COD. 82583



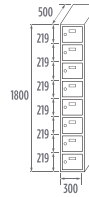
63,2Kg. - 0,67m<sup>3</sup>

**ECOZ-25/4**  
COD. 82584



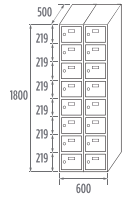
82,6Kg. - 0,9m<sup>3</sup>

**ECOZ-30/1**  
COD. 83821



26,7Kg. - 0,27m<sup>3</sup>

**ECOZ-30/2**  
COD. 83822



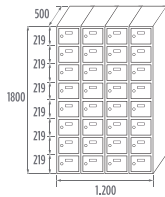
48,4Kg. - 0,54m<sup>3</sup>

**ECOZ-30/3**  
COD. 83823



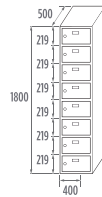
70,1Kg. - 0,81m<sup>3</sup>

**ECOZ-30/4**  
COD. 83824



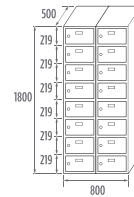
91,8Kg. - 1,08m<sup>3</sup>

**ECOZ-40/1**  
COD. 84821



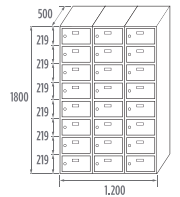
30,9Kg. - 0,36m<sup>3</sup>

**ECOZ-40/2**  
COD. 84822



56,8Kg. - 0,72m<sup>3</sup>

**ECOZ-40/3**  
COD. 84823



82,7Kg. - 1,08m<sup>3</sup>

# ESPECIFICACIONES TÉCNICAS

## TAQUILLAS MODULARES SERIE ECO

### Combinaciones y medidas

# 4

TEST	↕	↗	INICIAL		EXTENSIÓN	
			↔	kg	↔	kg
ECOV-25	1800	500	250	16,7	250	11,2
ECOV-30	1800	500	300	19	300	13,5
ECOV-40	1800	500	400	20,3	400	14,8
ECOT-25	1800	500	250	18,4	250	12,9
ECOT-30	1800	500	300	19,1	300	14,1
ECOT-40	1800	500	400	23	400	18
ECOM-25	1800	500	250	19,9	250	13,9
ECOM-30	1800	500	300	21,2	300	15,2
ECOM-40	1800	500	400	24,2	400	18,2
ECOC-25	1800	500	250	20,8	250	14,8
ECOC-30	1800	500	300	22,3	300	16,3
ECOC-40	1800	500	400	25,7	400	19,7
ECOP-25	1800	500	250	21,7	250	16,7
ECOP-30	1800	500	300	23,4	300	17,5
ECOP-40	1800	500	400	27,1	400	21,2
ECOB-25	1800	500	250	22,6	250	17,6
ECOB-30	1800	500	300	24,5	300	19,5
ECOB-40	1800	500	400	28,1	400	23,1
ECOZ-25	1800	500	250	24,4	250	19,4
ECOZ-30	1800	500	300	26,7	300	21,7
ECOZ-40	1800	500	400	30,9	400	25,9





## ESPECIFICACIONES TÉCNICAS

### TAQUILLAS MODULARES SERIE ECO

## Embalaje en pack

# 5

Las taquillas se embalan de forma individual en un pack, con plástico y cartón.  
El pack inicial contiene las instrucciones de montaje.  
El “chasis+banco” se sirve embalado en plástico y cartón.  
El largo del pack es de 1850 mm y el ancho de 530 mm.  
El grosor del pack varía dependiendo del modelo (min. 40 mm - máx. 80 mm).

